


Personal Characteristics Inventory Sample Report

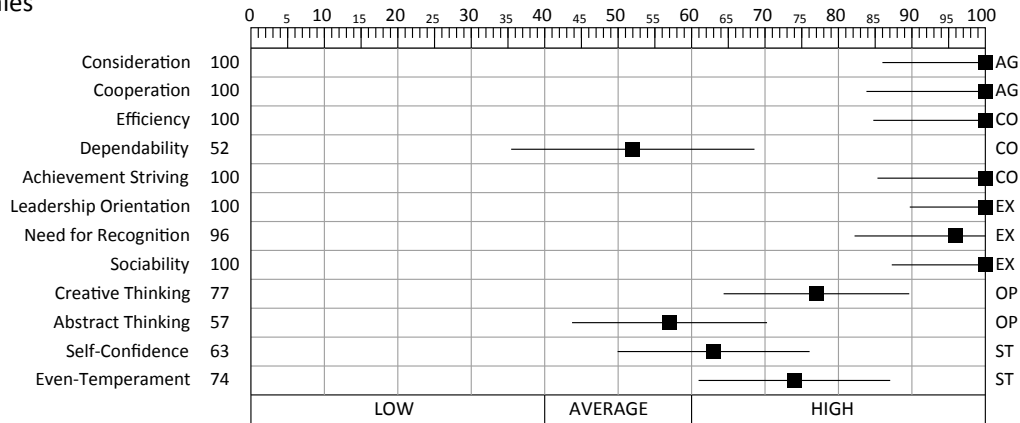
Summary Report
Sample Report

Summary Report Consultant

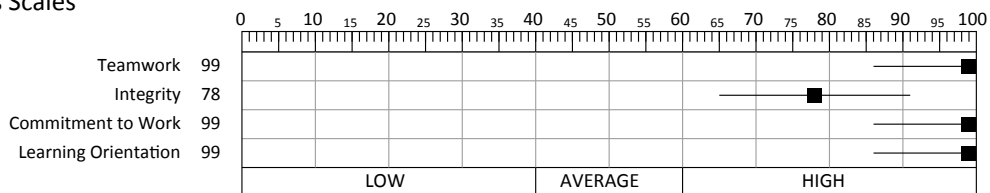
Big 5 Factors



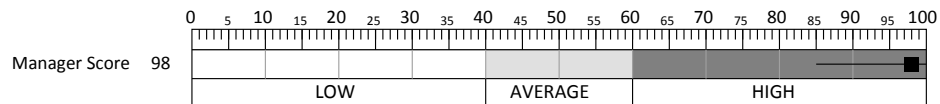
Subscales



Success Scales



Occupational Score



Accuracy Indices

| | R.S | %ile | Interpretation | |
|-------------------|----------|------|----------------|--------------|
| Self-Presentation | 18 | 33 | Within Range | |
| Response Pattern | Agree | 75 | 58 | Within Range |
| | Neutral | 5 | 31 | Within Range |
| | Disagree | 68 | 84 | Within Range |
| Infrequency | 2 | 33 | Within Range | |